

EN Download full installation manual
FR Télécharger le manuel d'installation complet
ES Descargar el manual de instalación completo
DE Vollständige Installationsanleitung herunterladen
NL Download de volledige installatiehandleiding
PL Pobierz pełną instrukcję instalacji
IT Scarica il manuale di installazione completo
CZ Stáhněte si úplnou instalační příručku
PT Descarregar o manual de instalação completo



Silent⁺ MINI ORANGE

CONDENSATE REMOVAL PUMP



This pump has been designed for the removal of pH neutral air conditioner condensate water only. To do so this pump must be installed and connected to the correct power supply by a qualified engineer/electrician in accordance with these instructions and local electrical codes and regulations.


IMPORTANT

- 1 This appliance should **ONLY** be fitted and serviced by a competent & qualified HVAC/R installer in accordance with these instructions and all relevant local and national electrical codes and regulations.
- 2 This appliance is not intended for use by persons (including children) with reduced physical, sensory or mental capabilities, or lack of experience and knowledge, unless they have been given supervision or instruction concerning use of the appliance by a person responsible for their safety.
- 3 Children shall not play with the appliance.
- 4 If the Supply Cord is damaged the pump must be switched off to avoid a hazard. The whole pump will need to be replaced.
- 5 Switch off the isolator to isolate the pump from the electrical supply or disconnect from the electrical supply following the National wiring rules.
- 6 Always disconnect the pump from the electrical supply before assembling disassembling or cleaning.
- 7 This appliance is intended for indoor use only and must not be allowed to freeze.

Silent+ Mini Orange | In The Box

- Silent+ Mini Orange pump
- Reservoir (inc. filter, float, lid)
- Velcro strip
- 1.5m Clear PVC tube (long)
- 220mm Orange inlet hose
- 150mm Clear vent hose
- Drain connector kit: straight connector and rubber elbow
- Quick Start Guide

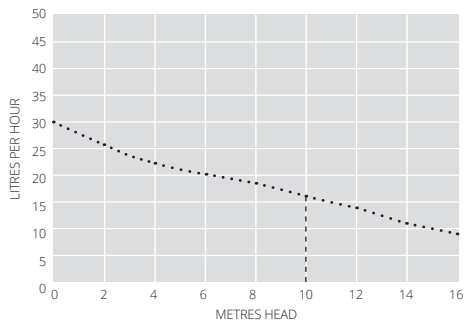
Silent+ Mini Orange: Univolt 100-250VAC 50/60Hz	
Power Supply	0.18A / 2.4W
Max. water flow rate per hr @ 0m / ft	30 L
Max. recommended head	10m
dB(A) @ 1m	min 16dB(A)*
Max. unit output	40kW / 136,000 Btu / 11.37 ton

- Rated: Continuous
- Class II appliance 
- High level safety wires N.C. contacts, 5A max current
- Maximum ambient atmospheric & water temperature: 40°C / 104°F
- Inlet o/d: Ø16mm / 5/8"
- Outlet o/d: Ø6mm / 1/4"
- Ensure ALL cleaning chemicals are flushed out of the reservoir after use

*Assuming solid wall installation with a 2kW unit

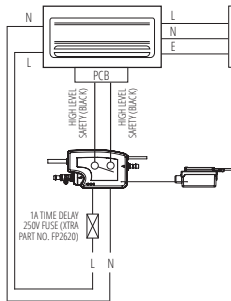


Silent+ Mini Orange | 100-250VAC, 50Hz/60Hz Litres

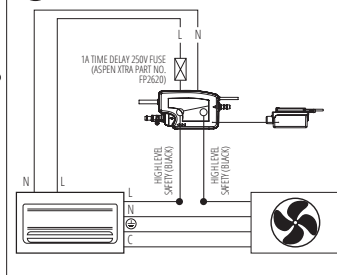


All performance data subject to $\pm 15\%$ tolerance

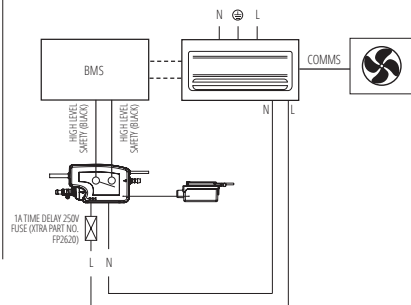
A Connect high level safety switch wires to PCB for forced stop operation (We recommend contacting the AC manufacturer for correct connection points).



B Live connection is < 5 amp



C Connection to BMS (Building Management System)



POWER	HIGH LEVEL SAFETY SWITCH/VOLT FREE
European (*Univolt):	European (Univolt):
(L) LIVE: Brown	Black
(N) NEUTRAL: Blue	Black

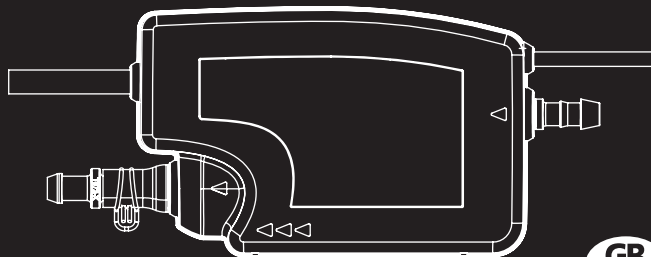

* Univolt range is 100-250VAC 50/60Hz

** Ensure 1A fuse is connected according to the local code



Silent⁺ MINI ORANGE

CONDENSATE REMOVAL PUMP



Aspen Pumps Group, Apex Way, Hailsham, East Sussex, BN27 3WA UK
+44 (0) 1323 848842 fax: +44 (0) 1323 848846 www.aspenpumps.com

Aspen Pumps France, 353 Allée des Vergers, 76360 Barentin, France
aspenpumps.com/fr tel: +33 (0)1 78 95 88 82

Aspen Pumps Germany, Aspen Pumps Deutschland GmbH, Tichauer Weg 30, D- 40231 Düsseldorf
aspenpumps.com/de tel: +49 0211 46 79 79

ASPEN PUMPS is a registered trademark of Aspen Pumps Limited Company UK.



WEEE directive warning

Meaning of crossed out wheeled dustbin

Do not dispose of electrical appliances as unsorted municipal waste, use separate collection facilities. Contact your local government for information regarding the collection systems available. If electrical appliances are disposed of in landfills or dumps, hazardous substances can leak into the groundwater and get into the food chain, damaging your health and well-being. When replacing old appliances with new ones, the retailer is legally obligated to take back your old appliance for disposals at least free of charge.

