

Data Sheet

Fan speed controller
Type **XGE**

Used in refrigeration and air conditioning units



Fan speed controller XGE stabilizes condensing pressure by changing condenser's fan speed. The controller reduces fan noise and saves energy in low ambient conditions.

Widespread usage in refrigeration and air conditioning units.

Extensive performance testing under different conditions and strict quality control procedures ensure trouble free operation for many years. Compact size, reduced weight and high degree of protection means that it can be mounted directly on refrigeration lines. Panel mounting also possible.

Easy adjusting made by the turn of a setting screw situated on the top surface. Specially designed heat dissipation radiator ensures no overheating and extended lifetime.

XGE-EC version for EC fan motors.

Features

- Wide regulating range
- Compact design
- Male or female pressure connection
- Easy setting and adjusting
- Simple and easy electrical connection
- Cut off type or Minimum speed type
- Fitted with an electro-magnetic suppression filter

Functions

Figure 1: XGE

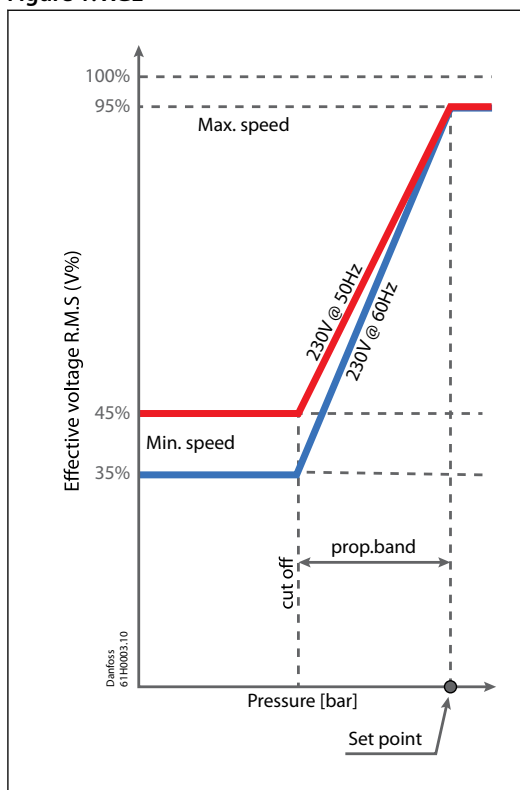
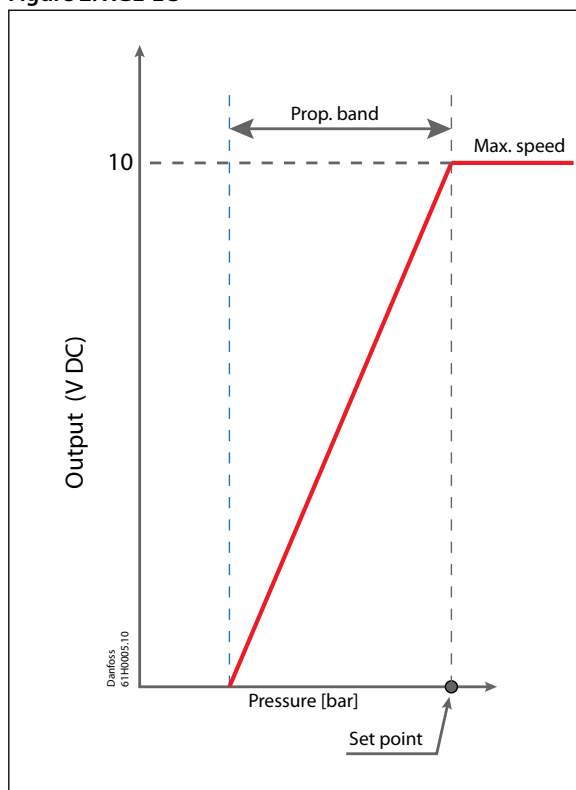


Figure 2: XGE-EC



Fan speed controller keeps the condensing pressure at a steady level by regulating the speed of the AC/EC fan motors. When pressure is declining the controller decreases the output voltage changing the speed of AC/EC fan motor. The proportional band is a non-adjustable pressure difference between max. and min. pressure where the regulation occurs.

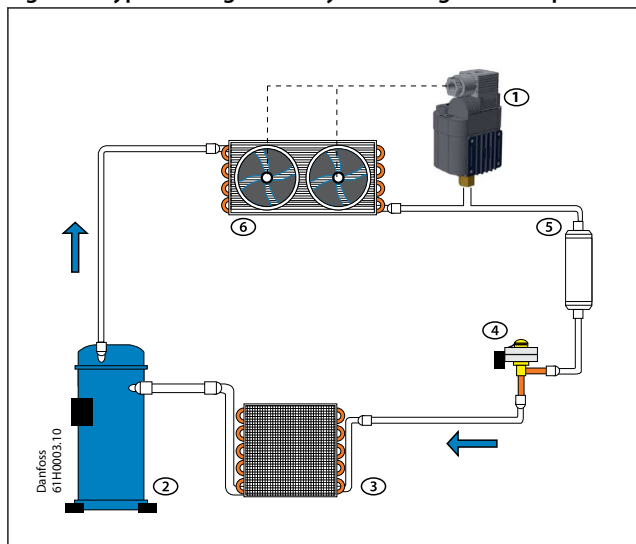
For min. pressure the controller can either operate with min. speed or completely cut off the output voltage, depending on the type of the controller.

XGE saves energy and reduces noise by lowering the fan speed or cutting it off.

Applications

Application example

Figure 3: Typical refrigeration system using XGE fan speed controller



- | | |
|---|--------------------------|
| 1 | XGE Fan speed controller |
| 2 | Compressor |
| 3 | Evaporator |
| 4 | Expansion valve |
| 5 | Receiver |
| 6 | Condenser |

Product specification

Technical data

Table 1: XGE

Units	Voltage
Max. current	3A
Min. current	0.2A
Enclosure	IP65
Max. working pressure	47 bar / 681 psi
Supply frequency	50 / 60 Hz
Operating ambient temp.	-20 – 55 °C / -4 – 131 °F
Fluid temperature	-20 – 70 °C / -4 – 158 °F
Power supply	200 – 240 V AC
Pressure connection	7/16-20UNF female (with depressor pin) and male
Max. voltage output	95% of supply voltage for 50 Hz
Cut off / Min. speed	45% of supply voltage for 50 Hz
	35% of supply voltage for 60 Hz

NOTE:


XGE can also be used for 4A rated fans provided the ambient temperature does not exceed 40 °C / 104 °F. Please contact Danfoss regarding the maximum ambient temperature limits at ratings between 3A and 4A

Table 2: XGE-EC

Units	Voltage
Input voltage	10 V DC
Output	0 to 10 V DC
Rated current	1 mA
Enclosure	IP65
Max. working pressure	47 bar / 681 psi
Ambient temperature	-20 – 55 °C / -4 – 131 °F
Fluid temperature	-20 – 70 °C / -4 – 158 °F
Pressure connection	7/16 - 20UNF female flare with depressor pin

Wiring and electrical connection

Figure 4: Wiring and electrical connection



Electrical connection of XGE to the fan motor is simple and easy.

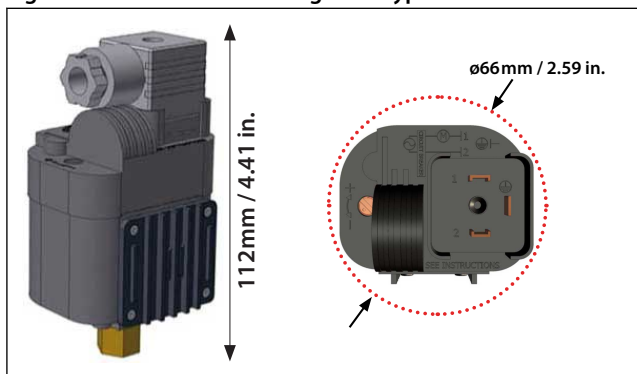
Fan speed controller, Type XGE

With the use of a square “quick connect” plug, the connection is possible in 4 different directions, allowing many different machine configurations to accommodate XGE, depending on the position of the fan motor and orientation needed for the electrical cable.

For wiring, a simple diagram is embossed onto the XGE surface and also indicated on the plug.

Dimensions and weight

Figure 5: Dimensions and weight for type XGE



- Horizontal space: diameter of 66 mm / 2.59 in.
- Height: 90 mm / 3.54 in. (112 mm / 4.41 in. with plug fitted)
- Weight: 180 g / 6.35 oz

Ordering

Table 3: XGE, SI units

Catalogue number	Refrigerant	Factory setting	Adjusting range	Proportional band	Operational range	Mode	Pressure connection	Code number ⁽¹⁾
		[bar]	[bar]	[bar]	[bar]			
XGE-2C	R22, R134a,	8	8 – 18	4.5	3.5 – 18	Cut-off	Female	061H3144
XGE-4C	R404A, R407A, R407C, R407F, R448A, R449A, R450A, R452A, R513A	19	10 – 25	6	4 – 25	Cut-off	Female	061H3140
XGE-4CB	R410A ⁽²⁾	19	10 – 25	6	4 – 25	Cut-off	male	061H3142
XGE-6C	R410A*)	28	22 – 39	7	15 – 39	Cut-off	Female	061H3160
XGE-6CB	R410A*)	28	22 – 39	7	15 – 39	Cut-off	male	061H3162
XGE-4M	R22, R134a, R404A, R407A, R407C, R407F, R448A, R449A, R450A, R452A, R513A	19	10 – 25	6	4 – 25	Min. speed	Female	061H3240
XGE-4MB	R410A*)	19	10 – 25	6	4 – 25	Min. speed	male	061H3242
XGE-6M	R410A*)	28	22 – 39	7	15 – 39	Min. speed	Female	061H3260

⁽¹⁾ Code numbers available in Multipack. Please contact Danfoss for code numbers available in Industrial pack

⁽²⁾ In addition to the standard refrigerants.

Table 4: XGE, US units

Catalogue number	Refrigerant	Factory setting	Adjusting range	Proportional band	Operational range	Mode	Pressure connection	Code number ⁽³⁾
		[psi]	[psi]	[psi]	[psi]			
XGE-2C	R22, R134a,	116	116 – 261	65	51 – 261	Cut-off	Female	061H3144
XGE-4C	R404A, R407A, R407C, R407F, R448A, R449A, R450A, R452A, R513A	276	145 – 362	87	58 – 362	Cut-off	Female	061H3140
XGE-4CB	R410A ⁽⁴⁾	276	145 – 362	87	58 – 362	Cut-off	male	061H3142
XGE-6C	R410A*)	406	319 – 566	101	217 – 566	Cut-off	Female	061H3160
XGE-6CB	R410A*)	406	319 – 566	101	217 – 566	Cut-off	male	061H3162
XGE-4M	R22, R134a, R404A, R407A, R407C, R407F, R448A, R449A, R450A, R452A, R513A	276	145 – 362	87	58 – 362	Min. speed	Female	061H3240
XGE-4MB	R410A*)	276	145 – 362	87	58 – 362	Min. speed	male	061H3242
XGE-6M	R410A*)	406	319 – 566	101	217 – 566	Min. speed	Female	061H3260

⁽³⁾ Code numbers available in Multipack. Please contact Danfoss for code numbers available in Industrial pack

⁽⁴⁾ In addition to the standard refrigerants.

Table 5: XGE-EC, SI Units

Catalogue number	Refrigerant	Factory setting [bar]	Adjusting range [bar]	Proportional band [bar]	Operational range [bar]	Pressure connection	Code number ⁽⁵⁾
XGE-2SE	R22, R134a, R404A, R407A, R407C, R407F, R448A, R449A, R450A, R452A, R513A	8	8 – 18	4.5	3.5 – 18	Female	061H3245
XGE-4SE	R410A ⁽⁶⁾	19	10 – 25	6	4 – 25	Female	061H3246
XGE-6SE	R410A*)	28	22 – 39	7	15 – 39	Female	061H3247

⁽⁵⁾ Code numbers available in Multipack. Please contact Danfoss for code numbers available in Industrial pack

⁽⁶⁾ In addition to the standard refrigerants.

Fan speed controller, Type XGE

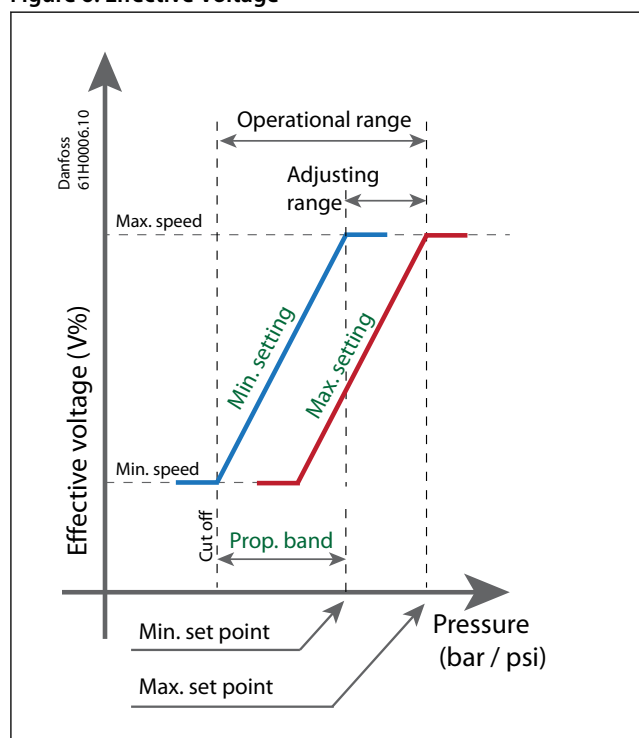
Table 6: XGE-EC, US units

Catalogue number	Refrigerant	Factory setting [psi]	Adjusting range [psi]	Proportional band [psi]	Operational range [psi]	Pressure connection	Code number ⁽⁷⁾
XGE-2SE	R22, R134a, R404A, R407A, R407C, R407F, R448A, R449A, R450A, R452A, R513A	72	116 – 261	65	51 – 261	Female	061H3245
XGE-4SE		276	145 – 362	87	58 – 362	Female	061H3246
XGE-6SE	R410A ⁽⁸⁾	406	319 – 566	101	217 – 566	Female	061H3247

⁽⁷⁾ Code numbers available in Multipack. Please contact Danfoss for code numbers available in Industrial pack.

⁽⁸⁾ In addition to the standard refrigerants.

Figure 6: Effective Voltage



Setting

The easily accessible adjusting screw is situated on the top surface of XGE. The direction to turn the screw for decrease or increase in the setting pressure is indicated by arrow markings next to the adjusting screw.

Table 7: XGE

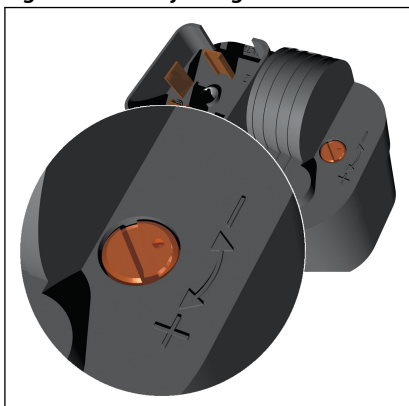
Series	360° = 1 turn
XGE-2	approx. 0.8bar / 11.6 psi
XGE-4	approx. 1.5 bar / 22 psi
XGE-6	approx. 2.5 bar / 36 psi

Table 8: XGE-EC

Series	360° = 1 turn
XGE-2SE	approx. 0.8bar / 11.6 psi
XGE-4SE	approx. 1.5 bar / 22 psi
XGE-6SE	approx. 2.5 bar / 36 psi

Every turn of the adjusting screw corresponds to a specified change in the setting value. A punch hole on the adjusting screw helps keep track of the number of turns made.

Figure 7: XGE adjusting screw



Installation

The XGE is designed to be directly mounted onto the refrigeration line making the most of free space in a unit. In cases where space is even more limited, XGE can be fixed onto a simple bracket (supplied as an accessory) and screwed to a panel.

Table 9: Panel mounting bracket

Code number	Catalogue number
061H3102	XGE-AE01

Figure 8: Direct mount

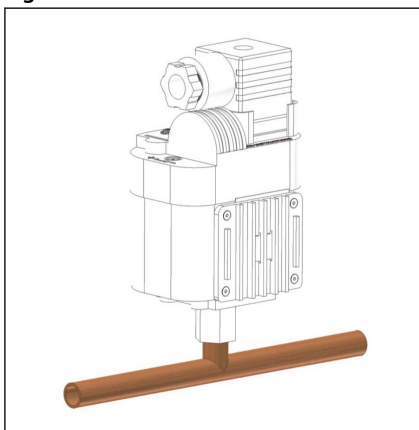
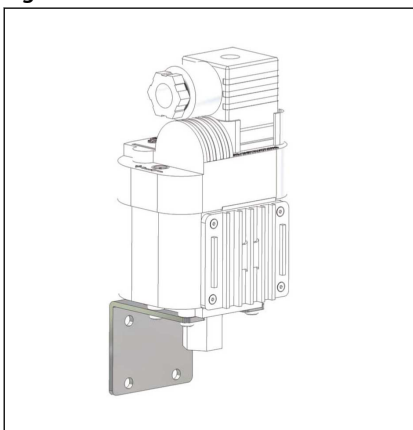


Figure 9: Panel mount



Certificates, declarations and approvals

The list contains all certificates, declarations, and approvals for this product type. Individual code number may have some or all of these approvals, and certain local approvals may not appear on the list.

Some approvals may change over time. You can check the most current status at danfoss.com or contact your local Danfoss representative if you have any questions.

Table 10: Certificates, declarations, and approvals

Document name	Document type	Document topic	Approval authority
Saginomiya 02-16	Manufacturers Declaration	China RoHS	Danfoss
CE-EL-0004	EU Declaration	EMCD/LVD	Danfoss
RU C-DK.Б/108.В.01729	Electrical - Safety Certificate	EAC	EAC
10146.D.00075-19	UA Declaration	TYSK	LLC CDC EURO TYSK

Online support

Danfoss offers a wide range of support along with our products, including digital product information, software, mobile apps, and expert guidance. See the possibilities below.

The Danfoss Product Store



The Danfoss Product Store is your one-stop shop for everything product related—no matter where you are in the world or what area of the cooling industry you work in. Get quick access to essential information like product specs, code numbers, technical documentation, certifications, accessories, and more.

Start browsing at store.danfoss.com.

Find technical documentation



Find the technical documentation you need to get your project up and running. Get direct access to our official collection of data sheets, certificates and declarations, manuals and guides, 3D models and drawings, case stories, brochures, and much more.

Start searching now at www.danfoss.com/en/service-and-support/documentation.

Danfoss Learning



Danfoss Learning is a free online learning platform. It features courses and materials specifically designed to help engineers, installers, service technicians, and wholesalers better understand the products, applications, industry topics, and trends that will help you do your job better.

Create your Danfoss Learning account for free at www.danfoss.com/en/service-and-support/learning.

Get local information and support



Local Danfoss websites are the main sources for help and information about our company and products. Find product availability, get the latest regional news, or connect with a nearby expert—all in your own language.

Find your local Danfoss website here: www.danfoss.com/en/choose-region.

Coolselector®2 - find the best components for you HVAC/R system



Coolselector®2 makes it easy for engineers, consultants, and designers to find and order the best components for refrigeration and air conditioning systems. Run calculations based on your operating conditions and then choose the best setup for your system design.

Download Coolselector®2 for free at coolselector.danfoss.com.